



AutoCal V3 VIN Licenses & Slots

EFILive Support - 2020-09-11 - AutoCal V3 Licensing

AutoCal V3 can hold up to 600 VIN Licenses, however users should check tuner imposed limits. The **VIN License Slot Count** has a default value of 1. Tuners manage maximum VIN license slots for their AutoCal customers.

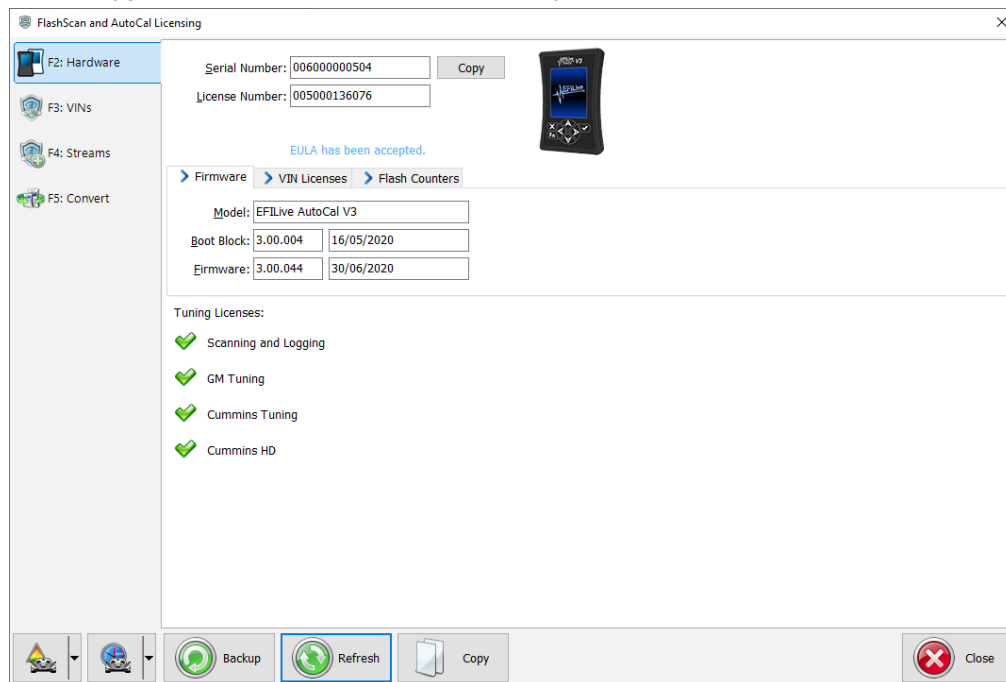
Find Serial and Auth Code

TCM flashing does not require an available VIN License for customers running V8.3.1 software or later, and licensed TCMs are no longer displayed. .

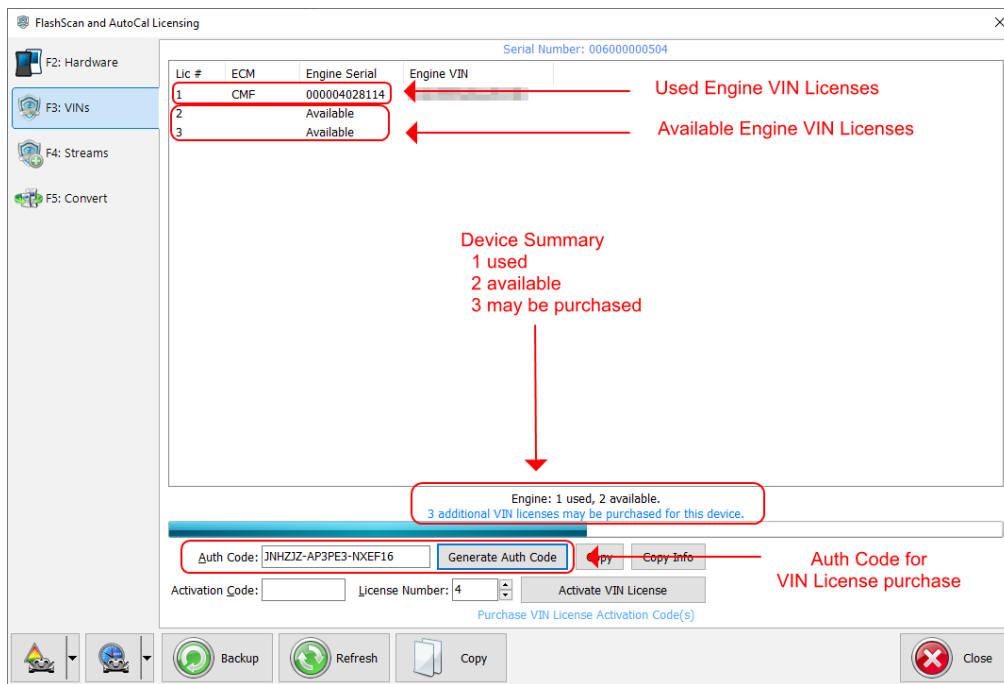
To view License Status or generate Serial and Auth Code information for VIN License purchases;

EFILive V8 Scan and Tune

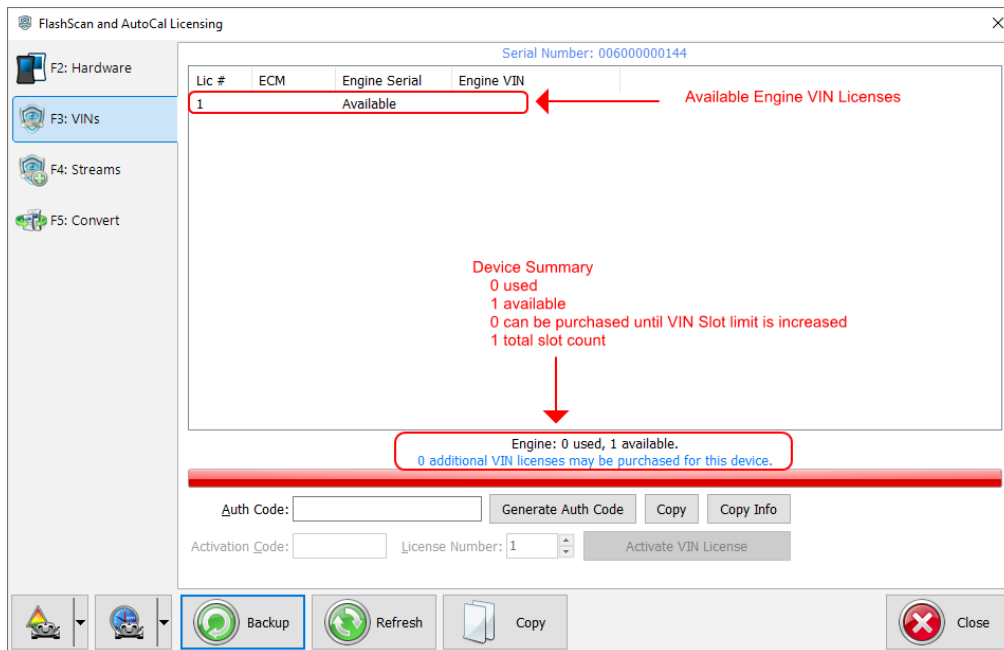
1. Connect your **AutoCal** device to your PC.
2. Start the **EFILive V8 Scan and Tune** application.
3. Click the **F7: Licenses** button in the left-hand pane.
4. On the **F2: Hardware** tab, the serial number is displayed in the **Serial Number** field. Copy the Serial Number for VIN License purchase.



5. Click the **F3: VIN** tab.



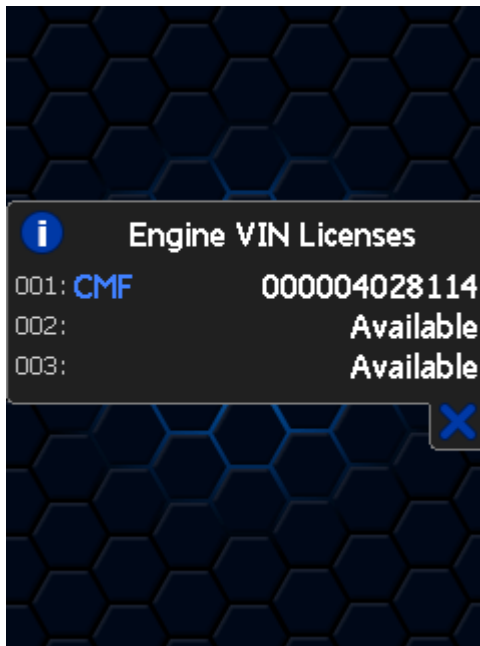
- For VIN License purchases, click the **[Generate Auth Code]** button. The Authentication Code will be shown in the **Auth Code** field. Where the available VIN license slot count is zero, customers will be unable to order VIN Licenses until the VIN License slot limit is increased by their Tuner.



View VIN Licenses

To view available and used VIN Licenses on **AutoCal V3**;

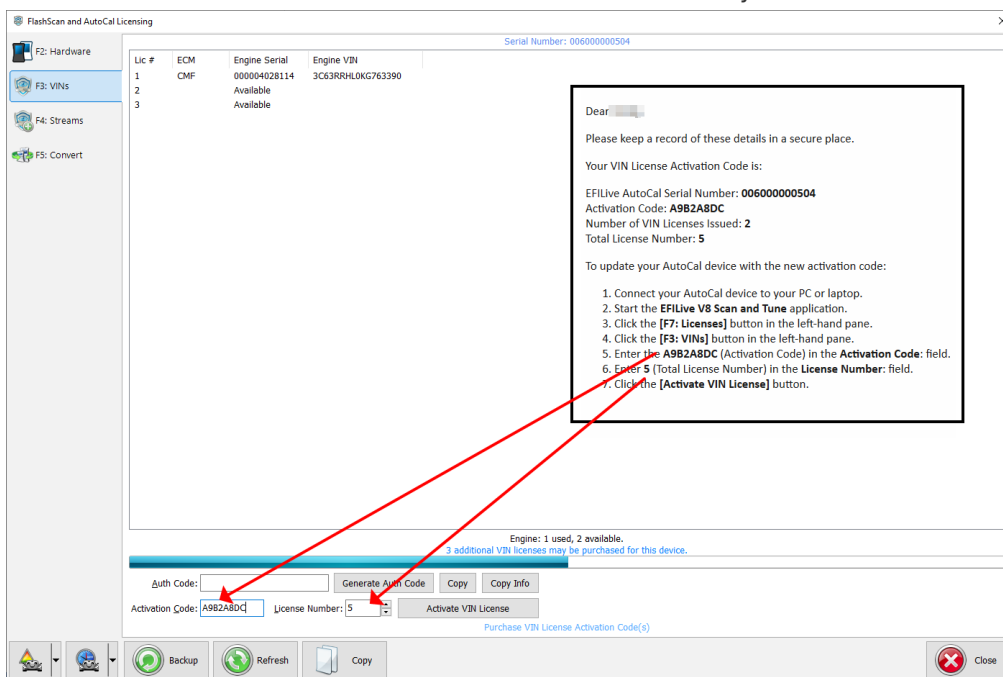
1. Connect your **AutoCal** device to your PC or OBDII to power the device.
2. Select **Options**.
3. Select **F3: About...**
4. Select **F2: VIN Licenses** to display used and available VIN Licenses.



Apply VIN License Activation Codes

To apply VIN License Activation codes;

1. Locate you VIN License activation email.
2. Connect your **FlashScan/AutoCal** device to your PC.
3. Start the **EFILive V8 Scan and Tune** application.
4. Click the **[F7: Licenses]** button in the left-hand pane.
5. Click the **[F3: VINs]** button in the left-hand pane.
6. Paste the Activation Code and enter the License number from your email.



7. Select **[Activate VIN License]** to add the licenses to the device.

FlashScan and AutoCal Licensing

Serial Number: 006000000504

Lic #	ECM	Engine Serial	Engine VIN
1	CMF	000004028114	3C63RRHL0KG763390
2		Available	
3		Available	
4		Available	
5		Available	

Engine: 1 used, 4 available.
1 additional VIN license may be purchased for this device.

Auth Code: Generate Auth Code

Activation Code: License Number: 6

[Purchase VIN License Activation Code\(s\)](#)

Backup Refresh Copy Close

Related Content

- [Managing VIN Slot Limits](#)
- [FlashScan License Status](#)